
 **ENERGY** 

HISENSE WD5I9043BBFS

A **A** **A**

B **B** **B**

C **C** **C**

D **D** **D**

E **E** **E**

F **F** **F**

G **G** **G**



D **D** **A**

266 kWh/100^l 33 kWh/100^l

5.0 kg 9.0 kg

72 L 38 L

7:29 3:38

 **AB CDEFG**  **72 dB** **ABCD**

2019/2014

Product Information Sheet

COMMISSION DELEGATED REGULATION (EU) 2019/2014

General product parameters:

Parameter	Value		Parameter	Value	
Rated capacity (kg)	Rated capacity	5,0	Dimensions in cm	Height	85
	Rated washing capacity	9,0		Width	60
Energy Efficiency Index		36,4		Depth	47
Washing efficiency index		1,031	Energy efficiency class		A
		1,031			D
Energy consumption in kWh per kg per cycle, for the washing cycle of the household washer-dryer, using the eco 40-60 programme at a combination of full and partial loads. Actual energy consumption will depend on how the appliance is used		0,33	Rinsing effectiveness (g/kg dry textile)		5,00
					4,5
Energy consumption in kWh per kg per cycle, for the wash and dry cycle of the household washerdryer at a combination of full and half loads. Actual energy consumption will depend on how the appliance is used			Energy consumption in kWh per kg per cycle, for the wash and dry cycle of the household washerdryer at a combination of full and half loads. Actual energy consumption will depend on how the appliance is used		2,66
Water consumption in litre per cycle, for the eco 40-60 programme at a combination of full and partial loads. Actual water consumption will depend on how the appliance is used and on the hardness of the water		38	Water consumption in litre per cycle, for the wash and dry cycle of the household washer-dryer at a combination of full and half loads. Actual water consumption will depend on how the appliance is used and on the hardness of the water		72
Maximum temperature inside the treated textile (°C)	Rated washing capacity	29	Weighted remaining moisture content (%)	53,0	
	Half	29			
	Quarter	23			
Spin speed (rpm)	Rated washing capacity	1400	Spin-drying efficiency class	B	
	Half	1400			
	Quarter	1400			
Eco 40-60 programme duration (h:min)	Rated washing capacity	3:38	wash and dry cycle duration (h:min)	Rated capacity	7:29
	Half	2:48		Half	5:29
	Quarter	2:46			
Airborne acoustical noise emissions during the spinning phase for the eco 40-60 washing cycle at rated washing capacity (dB(A) re 1 pW)	72		Airborne acoustical noise emission class for the spinning phase for the eco 40-60 programme at rated washing capacity	A	
Type	Free-standing				
Off-mode (W)	0,49		Standby mode (W)	-	
Delay start (W)	4,00		Networked standby (W)	2,00	
This product has been designed to release silver ions during the washing cycle				No	
Additional information:					
https://www.hisense-europe.com/					